



Kentucky High School Athletic Association

2280 Executive Drive ° Lexington, KY 40505 ° www.khsaa.org ° (859)299-5472 (859)293-5999 (fax)

To: Superintendent, Principal, and Athletic Director

From: Brigid L. DeVries, Commissioner
Larry Boucher, Assistant Commissioner *L. Boucher*


Date: August 25, 2003

Subject: 2002-2003 Annual Report Forms Submission

School: Warren Central High School

Enclosed please find a copy of Form T-65, The 2002-2003 Annual Report Forms Checklist. In addition, you may find an attachment with corrected copies of the forms submitted by your school personnel. Please review this information so the forms can be completed accurately in the future. Also, KHSAA Audit Staff may have requested a re-submission of some of the 2002-2003 Annual Report Forms or need additional information on your athletic programs. Please submit this information by the date requested if this is applicable. Copies and all KHSAA Title IX documents must be kept current and included in your permanent Title IX File at the school. All documents are subject to Open Records Requests.

Should you need any further information, please do not hesitate to call anytime.



MEMORANDUM

TO: KHSAA Member School Superintendents, Principals, and Athletic Directors

FROM: Brigid L. DeVries, Commissioner
Larry Boucher, Executive Assistant Commissioner *LB*

DATE: July 28, 2003

RE: 2003 Title IX Forms Submission

School	Warren Central High School	Reviewed by	Gary Lawson
--------	----------------------------	-------------	-------------


The following is a status report regarding the required 2002 - 2003 Title IX submission of forms due in to the KHSAA office by April 15, 2003. Appropriate audit personnel have reviewed these forms and the following is a summary of this review.

I. Checklist of Forms properly submitted in a satisfactory manner:

✓	GE 19 (Annual Verification)	✓	T-35 (Budget Expenses)
✓	T-1 (Summary Program Chart 1)	✓	T-36 (Budget Expenses)
✓	T-2 (Summary Program Chart 2)	✓	T-41 (Checklist - Overall Interscholastic Program)
✓	T-3 (Summary Program Chart 3)	✓	T-60 (Corrective Action Plan)
✓	T-4 (Summary Program Chart 4)	✓	T-63 (Interscholastic Survey Results)

II. Status

A.	✓	2002 - 2003 Forms are satisfactory and no further information or action is necessary at this time.
B.		Errors have been noted with respect to the following forms and corrected copies are being returned to you for placement in your Title IX file to ensure proper submission in the future.
C.		The following forms were omitted and must be submitted by school representatives.
D.	✓	Other Recommendation and Comments: <ul style="list-style-type: none"> All calculations are correct and the report data appears to be satisfactory at this time.



MEMORANDUM

To: KHSAA Member School Superintendents, Principals, and Athletic Directors

From: Brigid L. DeVries, Commissioner
Larry Boucher, Assistant Commissioner

Date: July 28, 2003

Re: 2003 Title IX Forms Submission

School	<u>WARREN Central</u>	Reviewed by	<u>GARY W. LAWSON</u>
--------	-----------------------	-------------	-----------------------


The following is a status report regarding the required 2002-2003 Title IX submission of forms which were due in to the KHSAA office by April 15, 2003. Appropriate audit personnel have reviewed these forms and the following is a summary of this review.

I. Checklist of Forms properly submitted in a satisfactory manner.

<input checked="" type="checkbox"/>	GE 19 (Annual Verification)	<input checked="" type="checkbox"/>	T-35 (Budget Expenses)
<input checked="" type="checkbox"/>	T-1 (Summary Program Chart 1)	<input checked="" type="checkbox"/>	T-36 (Budget Expenses)
<input checked="" type="checkbox"/>	T-2 (Summary Program Chart 2)	<input checked="" type="checkbox"/>	T-41 (Checklist - Overall Interscholastic Program)
<input checked="" type="checkbox"/>	T-3 (Summary Program Chart 3)	<input checked="" type="checkbox"/>	T-60 (Corrective Action Plan)
<input checked="" type="checkbox"/>	T-4 (Summary Program Chart 4)	<input checked="" type="checkbox"/>	T-63 (Interscholastic Survey Results)

II. Status

A.	<input checked="" type="checkbox"/>	2002-2003 Forms are satisfactory and no further information or action is necessary at this time.
B.		Errors have been noted with respect to the following forms and corrected copies are being returned to you for placement in your Title IX file to ensure proper submission in the future.
C.		The following forms were omitted and must be submitted by school representatives.
D.		Other Recommendation and Comments: <i>All calculations all correct and report data appears to be satisfactory at this time. Thanks and have a good summer.</i>



MEMORANDUM

To: KHSAA Member School Superintendents, Principals, and Athletic Directors

From: Brigid L. DeVries, Commissioner
Larry Boucher, Assistant Commissioner

Date: July 28, 2003

Re: 2003 Title IX Forms Submission

School	<u>WARREN Central</u>	Reviewed by	<u>GARY W. LAWSON</u>
--------	-----------------------	-------------	-----------------------

The following is a status report regarding the required 2002-2003 Title IX submission of forms which were due in to the KHSAA office by April 15, 2003. Appropriate audit personnel have reviewed these forms and the following is a summary of this review.

I. Checklist of Forms properly submitted in a satisfactory manner:

✓	GE 19 (Annual Verification)	✓	T-35 (Budget Expenses)
✓	T-1 (Summary Program Chart 1)	✓	T-36 (Budget Expenses)
✓	T-2 (Summary Program Chart 2)	✓	T-41 (Checklist - Overall Interscholastic Program)
✓	T-3 (Summary Program Chart 3)	✓	T-60 (Corrective Action Plan)
✓	T-4 (Summary Program Chart 4)	✓	T-63 (Interscholastic Survey Results)

II. Status

A.	✓	2002-2003 Forms are satisfactory and no further information or action is necessary at this time.
B.		Errors have been noted with respect to the following forms and corrected copies are being returned to you for placement in your Title IX file to ensure proper submission in the future.
C.		The following forms were omitted and must be submitted by school representatives.
D.		Other Recommendation and Comments: <i>All calculations are correct and report data appears to be satisfactory at this time. Thanks and have a good summer.</i>



**2002-2003 KENTUCKY HIGH SCHOOL ATHLETIC ASSOCIATION
ANNUAL VERIFICATION OF TITLE IX PROCEDURES
(To be submitted by April 15, 2003 along with other required forms)**

The Warren Central High School, Bowling Green, Kentucky
(Name of High School) (City)

certifies to the Kentucky High School Athletic Association that the following is an accurate and true representation of the facts surrounding compliance with 20 U.S.C. Sections 1681-1688, et. Seq. (also known as Title IX)

I certify the following provisions in accordance with records at the school contained in the permanent Title IX file, and to the best of my knowledge have completed the following tasks. (All boxes must be checked)

Established a gender equity committee at the high school. (list committee personnel and provide attachment if necessary)

Name	Address (see attached page)	Phone	Title

Scheduled a minimum of three meetings during the 2002-2003 school year on the following dates:
August 19, 2002
January 15, 2003
May 21, 2003

Designated the following person(s) as the Title IX coordinator for the school/district:

<u>Eric Wilson</u>	<u>Athletic Director</u>	<u>559 Morgantown Rd.</u>	<u>270 781 2404</u>
Name	Title	Address	Phone

School personnel are continuing to make periodic reviews of the boys and girls athletics program reflected in the Corrective Action Plan.

In addition to the above information, the above referenced school maintains a complete permanent file relative to Title IX records including copies of the self-assessment audit, all corrective action plans, and other related materials.

[Signature]
Principal's Signature

[Signature]
Superintendent Signature

3-31 20 03
Date

[Signature]
School Board Chairpersons' Signature

(Send original copy to KHSAA - Maintain duplicate in Title IX school folder)

2002/2003 Title IX Committee

Eric Wilson	Athletic Director / Title IX Coordinator	(270) 781-2404
Kathy Goff	Principal	(270) 842-0203
Lex Lindsey	Boys Sports Representative	(270) 746-0642
Doug Jenkins	Girls Sports Representative	(270) 781-2401
Paige Spangler	Girl Athlete	(270) 781-6909
Dustin Beard	Boy Athlete	(270) 842-7302
Pam Spangler	Parent Representative	(270) 781-6909

2002-2003
ACCOMMODATION OF INTERESTS AND ABILITIES
SUMMARY PROGRAM CHART 1

KHSAA
 Form T1
 Rev. 9/02

Participation Opportunities Test One

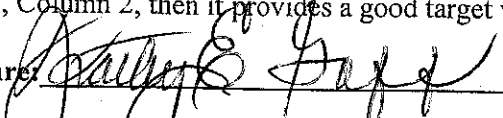
		(Column 1)	(Column 2)	(Column 3)	(Column 4)
	Program	Enrollment	Percentage of Total Enrollment	Number of Interscholastic Participants (double and triple count)	Percentage of Total Participation
Row 1	GIRLS	492	47.4	127	40.3
Row 2	BOYS	545	52.6	188	59.7
Row 3	Totals	1037	100%	315	100%

Instructions:

*Number of 8th grade students & below used in Column 4 calculations if applicable: 31

- 1) Determine the total number of girls enrolled, (place in Row 1, Column 1). Determine the total number of boys enrolled, (place in Row 2, Column 1).
- 2) Add the total number of girls and boys enrolled to determine total enrollment, (place in Row 3, Column 1).
- 3) Calculate the percentage of total enrollment that is female. (Divide Row 1, Column 1 by row 3, Column 1 and place in Row 1, Column 2.) Calculate the percentage of total enrollment that is male. (Divide Row 2, Column 1 by Row 3, Column 1 and place in Row 2, Column 2.) Note: Row 1, Column 2 plus Row 2, Column 2 should total 100%.
- 4) Ask the head coaches to review the most updated eligibility or squad lists for their teams. Ask coaches to confirm the names of those individuals who are on the team as of the first **date of competition**, and cross out the names of those who were cut from the team or quit the team prior to the first competitive event. Determine the total number of interscholastic athletics participants that are girls, (and place in Row 1, Column 3). In order to determine the total number of athletics participants, an individual should be counted each time he or she participates on a team. For example, if Jane Doe competes on the varsity volleyball team, the junior varsity volleyball team, the junior varsity basketball team, and the varsity softball team, she should be counted as four participants (**do not include club or intramural sports participants, cheerleaders, dance teams, or pom squads**). Calculate the same way for boys and girls. * In addition, should 8th grade students and below play on a Freshman, Junior Varsity, or Varsity team, they should also be counted for each team and sport on which they participate. If applicable, please asterisk the above notation as to how many 8th grade students & below are included in the totals. Using the same procedure, determine the total number of interscholastic athletic participants that are boys, (and place in Row 2, Column 3). Add Row 1, Column 3 plus Row 2, Column 3 to get total participants and place in Row 3, Column 3.
- 5) Calculate the percentage of female participation. (Row 1, Column 3 divided by Row 3, Column 3 and place in Row 1, Column 4.) Calculate the percentage of male participation. (Row 2, Column 3 divided by Row 3, Column 3 and place in Row 2, Column 4.) Note: Row 1, Column 4 plus Row 2, Column 4 should total 100%.

Note: While being within three percent is not a formal compliance standard; if the percent listed in Row 1, Column 4 is within 3% of Row 1, Column 2, then it provides a good target within which compliance is likely.

Principal's Signature:  Date: 3-31-03

2002-2003
ACCOMMODATION OF INTERESTS AND ABILITIES
SUMMARY PROGRAM CHART 2

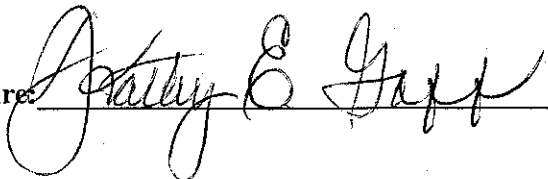
KHSAA
 Form T2
 Rev. 9/02

Participation Opportunities Test Two

		Column 1	Column 2	Column 3	Column 4	Column 5
Program		Number of Teams Currently Offered	Number of Participants	Number of Teams Added in Last Five Years	Number of Participants Added in Last Five Years	Percent of Total Participation By Sex Added in Last 5 Years
GIRLS	Row 1	varsity:	9	81	3	27
	Row 2	j.v.:	5	34	2	20
	Row 3	frosh:	1	12	0	0
	Row 4	total:	15	127	5	47
BOYS	Row 5	varsity:	9	102	1	0
	Row 6	j.v.:	6	55	0	0
	Row 7	frosh:	2	31	0	0
	Row 8	total:	17	188	1	0

- 1) For Column 1, list the number of interscholastic teams offered for girls and boys at each competitive level (varsity, junior varsity, and freshman). For girls, total each of the entries in Rows 1, 2, and 3 into Row 4. For boys, total Rows 5, 6, and 7 into Row 8.
- 2) For Column 2, list the number of participants at each level. For girls, total each of the entries in Rows 1, 2, and 3 into Row 4. For boys, total Rows 5, 6, and 7 into Row 8. **Note:** The totals in Row 4 for girls and in Row 8 for boys must be the same as the totals in Form T-1, Column 3, Rows 1 and 2 respectively.
- 3) For Column 3, list the number of interscholastic teams that have been added in the last five years at each competitive level. Count each team added during the 5 year period only one time. e.g. Girl's junior varsity soccer was added 3 years ago, count the team only once, not 3 times. For girls, total the entries in Rows 1, 2, and 3 into Row 4. For boys, total Rows 5, 6, and 7 into Row 8.
- 4) For Column 4, list the number of participants that are currently on each level of the teams that were added in the last five years. If a team was added previously but no longer exists, there are no current participants to be added for that team. For girls, total the entries in Rows 1, 2, and 3 into Row 4. For boys, total Rows 5, 6, and 7 into Row 8.
- 5) For Column 5, calculate the percentage of participants that have been added in the last five years. For girls, take the number in Column 4, Row 4 and divide by the number in Column 2, Row 4. For boys, take the number in Column 4, Row 8 and divide it by the number in Column 2, Row 8.

Note: If the percentage of current participants added in the last five years is 25% or greater, compliance with test two may be possible. If less than 25%, then compliance with test three should be analyzed. **CAUTION:** 25% is not a formal compliance standard.

Principal's Signature:  Date: 3-30-03

2002-2003
ACCOMMODATION OF INTERESTS AND ABILITIES
SUMMARY PROGRAM CHART 3

Participation Opportunities Test Three

For any question answered "YES" identify the respective sport(s).

	GIRLS (Yes / No)		BOYS (Yes / No)
1. For a sport not currently played at the interscholastic level (varsity, junior varsity, or freshman) in your school, is there an intramural team offered for that sport?	NO		NO
2. For a sport <u>not</u> currently offered in your interscholastic athletics program, is there sufficient interest to form a viable interscholastic team based on participation on an intramural team or community recreation teams?	NO		NO
3. For a sport <u>not</u> currently offered, is there sufficient interest to form a viable interscholastic team based on student responses from the interscholastic survey?	NO		YES*
4. For a sport currently offered at the varsity level only, is there sufficient interest to form a viable team for a junior varsity, or freshman team that is not currently offered?	YES*		NO
5. For a sport currently offered at the junior varsity or freshman level is there sufficient interest to form a varsity team not currently offered?	NO		NO
6. If you answered YES to question (1), (2), (3), (4), or (5), are there enough high schools in your geographic area offering the sport (at the appropriate level) to allow for the development of a reasonable schedule of competition?	YES		NO

*Volleyball

*Wrestling

Principal's Signature: _____

Patricia E. Gaff

Date: _____

3-30-03

2002-2003
ACCOMODATION OF INTERESTS AND ABILITIES+
SUMMARY PROGRAM CHART 4

Levels of Competition Test One

		Column 1	Column 2	Column 3
Girls	Team Levels	Number of Teams Currently Offered	Number of Participants	Percentage of Participants at Each Level
Row 1	varsity:	9	81	63.7%
Row 2	j.v.:	5	34	26.7%
Row 3	frosh:	1	12	9.6%
Row 4	total:		127	100%
Boys				
Row 5	varsity:	9	102	54.3%
Row 6	j.v.:	6	55	29.3%
Row 7	frosh:	2	31	16.4%
Row 8	total:		188	100%

- 1) Column 1, list the number of interscholastic teams offered for girls and boys at each competitive level; varsity, junior varsity, and freshman. (Refer to Form T-2, Accommodation of Interests and Abilities, Summary Program Chart 2, Column 1.)
- 2) For Column 2, list the number of participants at each level. For girls, total the entries in Rows 1, 2, and 3 into Row 4. For boys, total the entries in Rows 5, 6, and 7 into Row 8. (Refer to Form T-2, Accommodation of Interests and Abilities, Summary Program Chart 2, Column 2.)
- 3) For Column 3, calculate the percentage of female and male participants at each level.
For girls' varsity, junior varsity, and frosh, respectively:
 - Divide Column 2, Row 1 by Column 2, Row 4, and place the percentage in Column 3, Row 1.
 - Divide Column 2, Row 2 by Column 2, Row 4, and place the percentage in Column 3, Row 2.
 - Divide Column 2, Row 3 by Column 2, Row 4, and place the percentage in Column 3, Row 3.
 -
 For boys' varsity, junior varsity, and frosh, respectively:
 - Divide Column 2, Row 5 by Column 2, Row 8, and place the percentage in Column 3, Row 5.
 - Divide Column 2, Row 6 by Column 2, Row 8, and place the percentage in Column 3, Row 6.
 - Divide Column 2, Row 7 by Column 2, Row 8, and place the percentage in Column 3, Row 7.

Principal's Signature: _____

Date: 3-30-03

**2002-2003
BUDGETED AND ACTUAL EXPENDITURES - PROGRAM COMPARISON CHART
TO INCLUDE BOOSTER CLUB FUNDING**

	equipment and supplies		travel		awards		coaches' salaries (to include supplemental and extended employment)		facilities improvements		publications (if sport-specific)	
	B	E	B	E	B	E	B	E	B	E	B	E
G basketball	19,125	10,800	0	0	500	500	4,309	4,309	0	0	275	275
B basketball	18,131	8,160	0	0	500	500	4,700	4,700	0	0	275	275
G softball	5,450	4,400	0	0	500	500	3,000	3,000	35,000	35,000	200	200
B baseball	4,385	2,000	0	0	500	500	3,000	3,000	35,000	35,000	200	200
G cross country	1,130	200	0	0	250	250	1,300	1,300	0	0	0	0
B cross country	1,130	200	0	0	250	250	1,300	1,300	0	0	0	0
G golf	1,550	569.50	0	0	250	250	1,300	1,300	0	0	0	0
B golf	1,550	569.50	0	0	250	250	1,300	1,300	0	0	0	0
G soccer	2,750	1927.46	0	0	500	500	3,000	3,000	6,000	6,000	300	300
B soccer	2,750	1796.14	0	0	500	500	3,000	3,000	6,000	6,000	300	300
G swimming	0	340	0	0	0	0	1,300	1,300	0	0	0	0
B swimming	0	0	0	0	0	0	1,300	0	0	0	0	0

1. Budget and expenditures on this 2002-2003 year report due by April 15, 2003, should reflect the total monies budgeted and spent for the entire year of 2001-2002 ending June 30, 2002.
2. "B" is for budgeted dollar amounts and "E" is for actual dollar expenditures.
3. Booster Club Funding/Contributions must be included in the expenditures total.

Principal's Signature: _____


Date: 3-31-03

**2002-2003
BUDGETED AND ACTUAL EXPENDITURES - PROGRAM COMPARISON CHART 2
TO INCLUDE BOOSTER CLUB FUNDING**

Teams	equipment and supplies		travel		awards		coaches' salaries (to include supplemental and extended employment)		facilities improvements		publications (if sport-specific)	
	B	E	B	E	B	E	B	E	B	E	B	E
G track	2,000	2,000	0	0	250	250	1,300	1,300	0	0	0	0
B track	2,000	2,000	0	0	250	250	1,300	1,300	0	0	0	0
G tennis	1,350	475	0	0	200	200	1,300	1,300	0	0	0	0
B tennis	1,050	475	0	0	200	200	1,300	1,300	0	0	0	0
G volleyball	2,880	1,527.40	0	0	300	300	3,000	3,000	0	0	0	0
B wrestling	n/a											
G (list sport)	n/a											
B (football)	25,000	9,876.04	0	0	1,500	1,500	4,317	4,317	0	0	300	300
G (list sport)	n/a											
B (list sport)	n/a											

- Budget and expenditures on this 2002-2003 year report due by April 15, 2003, should reflect the total monies budgeted and spent for the entire year of 2001-2002 ending June 30, 2002.
- "B" is for budgeted dollar amounts and "E" is for actual dollar expenditures.
- Booster Club Funding/Contributions must be included in the expenditures total.

Principal's Signature: _____



Date: _____

3-31-03

2002-2003 KHSAA TITLE IX ATHLETICS AUDIT

KHSAA
Form T41
Rev. 9/02

Checklist - Overall Interscholastic Athletics Program

Areas of Compliance	ADVANTAGE TO (Respond based on Internal Evaluation by checking the appropriate column.)		
	GIRLS' PROGRAM	BOYS' PROGRAM	NEITHER PROGRAM
OPPORTUNITIES			
Accommodation of Interest and Abilities			X
BENEFITS			
Equipment and Supplies			X
Scheduling of Games and Practice Time			X
Travel and Per Diem Allowances			X
Coaching			X
Locker Rooms, Practice and Competitive Facilities			X
Medical and Training Facilities and Services			X
Publicity			X
Support Services			X
Athletic Scholarships			X
Tutoring			X
Housing and Dining Facilities and Services			X
Recruitment of Student Athletes			X

Principal's Signature: _____

Judy E. Guss

Date: _____

3-31-03

**2002-2003
TITLE IX
CORRECTIVE ACTION PLAN**

School Name: Warren Central

School Year: 2002-2003


Principal's Signature: 

Date: 6/26/03

To complete this form, indicate the intended area which needs corrective action, the suggested change and time table for implementation. You may copy this form as needed. Please attach corrective action plans along with audit forms and submit by April 15, 2003.

ITEM FOR CORRECTION	SUGGESTED CHANGE	TIME TABLE FOR CORRECTIVE ACTION
*Add a building for girl's softball for pressbox & concessions.	Construct a combination pressbox concession stand at the girls field	Spring 2004 completion
Add female weights to the weight room.	Female weights shall be purchased for use by the female teams.	Fall 2003

▪ An explanation (status report) is needed for all areas identified previously as items for correction as well as all areas currently identified as items for correction. This form shall be typed.

Principal's Signature: 

Date: 6/26/03

2002-2003 INTERSCHOLASTIC ATHLETICS SURVEY

Summary of Student Responses

School Name: Warren Central HS
School Enrollment: 1037
Date: March 27, 2003
Completed By: Eric Wilson, A.D.

Instructions:

1. Summarize the Student Athletics Interest Surveys Form T-61 by listing the total number of responses on the line next to each sport.
2. Under the Other Category please provide a listing of the sports as well as the number of students who are interested in participating.
3. Please sign and date the Summary Form (T-63) and mail the Summary Form only to the KHSAA by April 15, 2003. Do not mail the student surveys (Form T-61). However, these Forms should be maintained in your files in the event they are requested subsequently.

800 Number of Surveys
764 Total Returned
9/11 Grades Surveyed

How Was The Survey Administered? During activity period.
(e.g. was it given in all English classes, or all home rooms, or advisee/advisor?)

Fall Sports (List Total Number of Participation Responses)

16 Cross Country (Girls)
11 Cross Country (Boys)
8 Field Hockey (Girls)
112 Football (Boys)
12 Golf (Girls)
21 Golf (Boys)
34 Soccer (Girls)
52 Soccer (Boys)
63 Volleyball (Girls)
21 Volleyball (Boys)

Winter Sport (List Total Number of Participation Responses)

34 Basketball (Girls)
92 Basketball (Boys)
84 Gymnastics (Girls)
21 Indoor Track (Girls)
11 Indoor Track (Boys)
23 Swimming & Diving (Girls)
6 Swimming & Diving (Boys)
72 Wrestling (Boys)

Spring Sport (List Total Number of Participation Responses)

<u>62</u>	Baseball (Boys)
<u>31</u>	Fast Pitch Softball (Girls)
<u>20</u>	Slow Pitch Softball (Girls)
<u>16</u>	Tennis (Girls)
<u>18</u>	Tennis (Boys)
<u>24</u>	Track (Girls)
<u>42</u>	Track (Boys)

Other Sports (From Student Survey T-61 Question 10)

Name of Sport	Number of Students Interested In Participating
<u>Wrestling</u>	<u>72</u>
<u>Boxing</u>	<u>21</u>
<u>Rugby</u>	<u>7</u>
<u>Gymnastics</u>	<u>84</u>
<u> </u>	<u> </u>
<u> </u>	<u> </u>
<u> </u>	<u> </u>

Number of Students who participate in Intramural Sports.
(From Student Survey T-61 Question 5)

<u>Sport</u>	<u>Number</u>
<u>N/A</u>	<u> </u>
<u> </u>	<u> </u>
<u> </u>	<u> </u>
<u> </u>	<u> </u>
<u> </u>	<u> </u>

List Intramural Sports students are interested in adding:
(From Student Survey T-61 Question 6)

<u>Sport</u>	<u>Number</u>
<u>Wrestling</u>	<u>72</u>
<u>In Line Hockey</u>	<u>18</u>
<u>Boxing</u>	<u>21</u>
<u>Gymnastics</u>	<u>84</u>
<u> </u>	<u> </u>
<u> </u>	<u> </u>

Participation in Non-School Sports Activities
(From Student Survey T-61 Question 7)

<u>Sport</u>	<u>Number</u>
Bowling	14
County Basketball	72
County Softball	96
County Baseball	76
In Line Hockey	21
County Volleyball	19

Reasons for not participating in interscholastic athletics.
(From Survey Question 8)


<u>Response</u>	<u>Number</u>
90 I prefer other activities such as band, chorus, etc.	
296 I don't have time	
71 The practice schedules and game times are inconvenient	
32 The sport I like isn't offered	
17 It's too expensive	
21 I prefer to participate in club or intramural sports	
212 Working	
75 Other	

Student Suggestions to encourage participation

Have more flexible practice times.

Keep more participants on the athletic teams.

School encourage more student attendance at games.


Principal's Signature

3-31-03
Date

WARREN CENTRAL HIGH SCHOOL
DEPARTMENT OF ATHLETICS
2002/ 03 STATUS REPORT

Title IX Improvements

GIRLS BASKETBALL:

Metal lockers have been removed from the locker room. They have been replaced by wooden lockers. This locker room is now equal to the improvements made to the boys locker room during the 99-00 season. The locker room was painted and the carpet cleaned.


This completes the corrective action listed on the 2002-2002 corrective action plan.

Corrective Action Plan for 2003/ 04

SOFTBALL:

Construct a new press box / concession area for the softball field.

Eric Wilson, A.D., Title IX Coordinator

A handwritten signature in cursive script, reading "Kathy Goff", written over a horizontal line.

Kathy Goff, Principal

From: 02/01/2003

General Ledger Report

From Account: 1000

To : 02/28/2003

To Account: 4009

REPORT FOR MONTH OF FEBRUARY!

AccountName	Beg. Bal.	Recpt/JV	Disb/JV	Transfer	End. Bal.	Payables	Working
001000 BASEBALL	3350.80	0.00	0.00	0.00	3350.80	0.00	3350.80
001010 BOYS BASKETBALL	5886.18	2603.63	-1249.21	0.00	7240.60	0.00	7240.60
001015 GIRLS BASKETBALL	1209.16	2812.00	-2106.18	0.00	1914.98	0.00	1914.98
001020 CHEERLEADING	993.79	698.00	0.00	35.00	1726.79	0.00	1726.79
001030 CROSS COUNTRY	60.25	0.00	0.00	0.00	60.25	0.00	60.25
001040 FOOTBALL	4145.24	0.00	-120.00	0.00	4025.24	0.00	4025.24
001050 GOLF	17.77	0.00	0.00	0.00	17.77	0.00	17.77
001060 BOYS SOCCER	376.94	0.00	0.00	0.00	376.94	0.00	376.94
001065 GIRLS SOCCER	172.49	0.00	0.00	0.00	172.49	0.00	172.49
001070 SOFTBALL	818.93	160.50	0.00	0.00	979.43	0.00	979.43
001080 BOYS TENNIS	42.52	0.00	0.00	0.00	42.52	0.00	42.52
001085 GIRLS TENNIS	456.25	150.00	-40.00	0.00	566.25	0.00	566.25
001090 TRACK	82.75	0.00	0.00	0.00	82.75	0.00	82.75
001095 VOLLEYBALL	781.02	0.00	0.00	0.00	781.02	0.00	781.02

**MARCH FORECAST BUDGET
2003-2004
Warren Central High School**

<u>Department</u>	<u>Allocation</u>
Academic Team	1,500.00
Agriculture	2,000.00
Art	2,500.00
Band	5,000.00
Business and Office	6,000.00
Central Printing	5,000.00
Paper	7,000.00
Gifted and Talented	1,000.00
Graduation	6,000.00
Health and P.E.	3,000.00
Life Sciences	2,500.00
JROTC	1,500.00
Language Arts/Reading	5,000.00
Office Supplies, Guidance	3,500.00
Math	4,000.00
Science	6,000.00
Social Studies	3,500.00
Student Publications	2,000.00
Vocal Music	2,000.00
School Play	1,500.00
Baseball	1,500.00
Cross-country	1,500.00
Golf	1,500.00
Soccer	2,450.00
Softball	1,500.00
Tennis	1,500.00
Track	2,450.00
Volleyball	1,500.00
Speech Team	800.00
General	6,000.00
<u>Total</u>	\$91,200.00

TRANSPORTATION

A

1.	FOOTBALL	4000.00
2.	GOLF	1500.00
3.	SOCCER	3000.00
4.	VOLLEYBALL	1500.00
5.	GIRLS BASKETBALL	3000.00
6.	BOYS BASKETBALL	3000.00
7.	CROSS COUNTRY	1500.00
8.	TENNIS	1000.00
9.	TRACK	1000.00
10.	SOFTBALL	1500.00
11.	BASEBALL	1500.00

TOTAL FOR (A)

22,500.00

B

12.	FIELDTRIPS	4000.00
13.	GENERAL	3910.00
14.	BAND	3000.00
15.	CHEERLEADERS	1000.00
16.	CHORUS	500.00
17.	ACADEMIC TEAM	1000.00
18.	SPEECH TEAM	500.00
19.	FFA	750.00
20.	FBLA	750.00
21.	FCCA	750.00
22.	SPECIAL ED.	500.00

TOTAL FOR (B)

16,600.00

GRAND TOTAL FOR (A) AND (B)

39,160.00

**CASH RECEIPTS & EXPENDITURES BUDGET
(PRINCIPAL'S COMBINED BUDGET)**

Warren Central High School

2002-2003

SCHOOL

YEAR

ACTIVITY ACCOUNT	BEGINNING BALANCE	ESTIMATED RECEIPTS	ESTIMATED EXPENDITURES	BALANCE
Afro-American History	612.55	1050.00	1050.00	612.55
Alumni Association	38.94	500.00	350.00	188.94
AP Exams	4946.12	4000.00	3950.00	4996.12
Art Club	827.09	280.00	265.00	842.09
Asian-American Club	1332.36	820.00	680.00	1472.36
Athletic Account	225.48	500.00	0.00	725.48
Band Account	353.57	2200.00	1800.00	753.57
Baseball	4715.44	2100.00	2100.00	4715.44
Boys Basketball	8751.63	10000.00	7350.00	11401.63
Girls Basketball	5584.34	10500.00	10500.00	5584.34
Beta Club	59.54	2900.00	2700.00	259.54
Bosnian-American Club	796.58	1288.00	800.00	1284.58
Cheerleaders	1048.79	15700.00	15700.00	1048.79
Computer Club	517.54	80.00	70.00	527.54
Co-Op	206.93	2950.00	2800.00	356.93
Cross Country	77.82	400.00	400.00	77.82
Drag-N-Click	26.72	400.00	400.00	26.72
Drama Club	1946.09	2000.00	1000.00	2946.09
Faculty Vending	424.01	2500.00	2500.00	424.01
FBLA	1863.42	8425.00	8425.00	1863.42
FCCLA	1034.08	7090.00	7090.00	1034.08
FCA	184.57	800.00	746.00	238.57
FFA	7125.96	16250.00	16000.00	7375.96
Football	5800.71	18500.00	18500.00	5800.71
French Club	667.81	200.00	150.00	717.81
Golf BOYS & GIRLS	253.26	1500.00	1500.00	253.26
Home Ec.	4.05	1050.00	1050.00	4.05
TOTALS				

APPROVED:

Barry P. [Signature]
PRINCIPAL

5-17-02
DATE

Kelly A. Smith [Signature]
CENTRAL FUND TREASURER

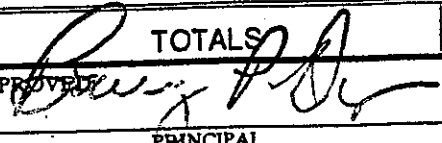
5-17-02
DATE


CASH RECEIPTS & EXPENDITURES BUDGET
(PRINCIPAL'S COMBINED BUDGET)

Warren Central High School
SCHOOL

~~2002-2003~~
YEAR

ACTIVITY ACCOUNT	BEGINNING BALANCE		ESTIMATED RECEIPTS		ESTIMATED EXPENDITURES		BALANCE	
Interest	3857.	75	3000.	00	2000.	00	4857.	75
Journalism	711.	89	100.	00	200.	00	611.	89
JROTC	1547.	43	2978.	00	2978.	00	1547.	43
Library	2621.	14	325.	00	325.	00	2621.	14
Literary Club	768.	10	450.	00	450.	00	768.	10
Math Club	This Account Will Be Consolidated With Computer Club							
Musical	11119.	93	25500.	00	15180.	00	21439.	93
Music Account	5236.	63	6500.	00	3350.	00	8386.	63
Native American Club	99.	44	100.	00	100.	00	99.	44
Pep Club	1338.	24	2500.	00	2500.	00	1338.	24
Physics Club	756.	85	2100.	00	2100.	00	756.	85
Pride Club	923.	37	1600.	00	1200.	00	1323.	37
Prom Account	6471.	09	5600.	00	5600.	00	6471.	09
S.C.E.C.	295.	52	210.	00	210.	00	295.	52
School Account	4384.	59	19000.	00	14000.	00	9384.	59
Boys Soccer	273.	26	2000.	00	2000.	00	273.	26
Girls Soccer	943.	58	1700.	00	1495.	00	1148.	58
Softball	826.	77	2400.	00	2400.	00	826.	77
Spanish Chorus	49.	31	45.	00	45.	00	49.	31
Spanish Club	107.	66	250.	00	250.	00	107.	66
Special Events	264.	15	3000.	00	3000.	00	264.	15
Speech Team	178.	83	130.	00	130.	00	178.	83
Student Vending	4614.	88	15000.	00	15000.	00	4614.	88
Tech. ED.	1496.	50	Dissolve this acct.				1496.	50
Boys Tennis	58.	24	275.	00	275.	00	58.	24
Girls Tennis	727.	45	600.	00	500.	00	827.	45
Textbooks	1846.	13	1500.	00	1000.	00	2346.	13
TOTALS								

APPROVED: 
PRINCIPAL
5-17-02
DATE


CENTRAL FUND TREASURER
5-17-02
DATE


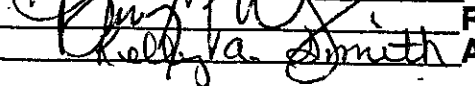
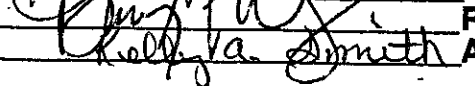
School Activity Funds
Receipts & Expenditures Budget

Account Girl's Soccer

2002-2003

Warren Central High School

Description	Receipts	
Gate/ticket receipts	1700.00	
Description		Expenditures
Officials		1000.00
Assigning Fee for Officials		125.00
Dues		150.00
Ticket workers		120.00
Misc.		100.00
	Receipts	Expenditures
Totals	1700.00	1495.00

Activity Sponsor
 Principal
 Activity Treasurer

